

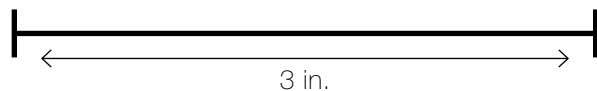
# Fred Meyer Jewelers

## Men's Watch Size Guide



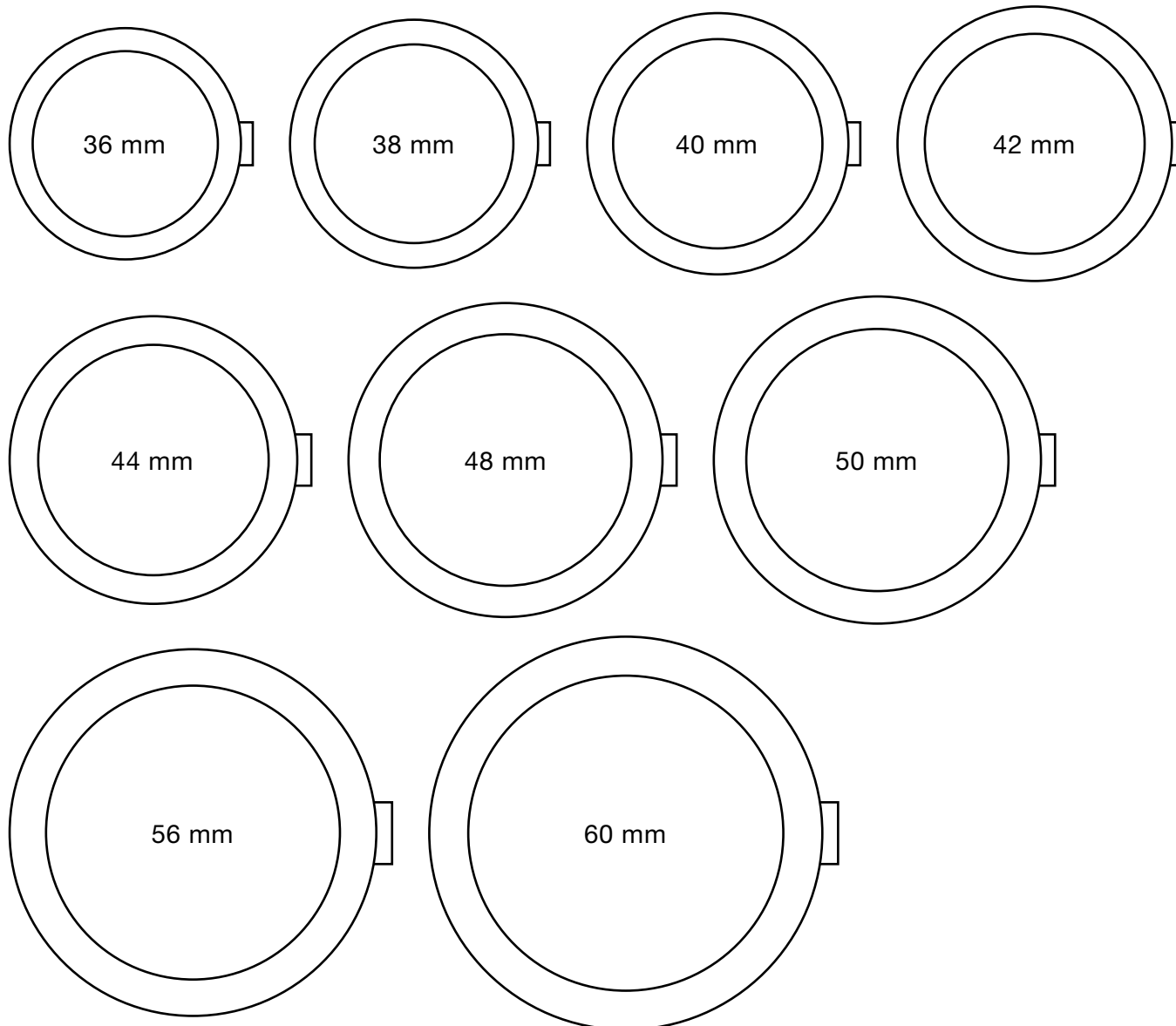
### *\*Important: Printing Instructions\**

Make sure your printer is set to 100%. Do not reduce the print size in your page setup area. To confirm the printer scaled the image correctly, the below line should measure exactly 3 inches OR the below penny should be the same size as an actual penny placed on top of it.



## Which Dial Size Suits You?

Cut along the outline and place the picture on your wrist to see which size you like.



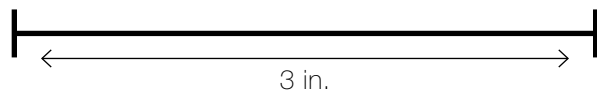
# Fred Meyer Jewelers

## Women's Watch Size Guide



### *\*Important: Printing Instructions\**

Make sure your printer is set to 100%. Do not reduce the print size in your page setup area. To confirm the printer scaled the image correctly, the below line should measure exactly 3 inches OR the below penny should be the same size as an actual penny placed on top of it.



## Which Dial Size Suits You?

Cut along the outline and place the picture on your wrist to see which size you like.

